

Glueless Card - Portrait

First time:  20cm/8"

#94

Paper preferences:

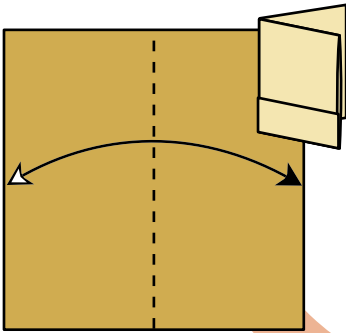
- Crisp
- Textured

Recommended papers:

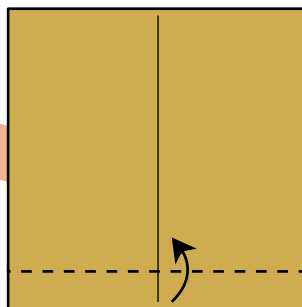
- Tant



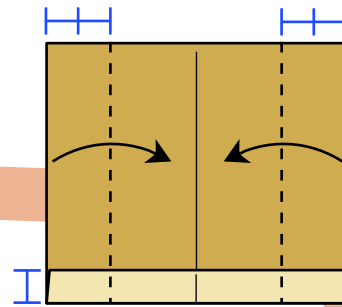
1. Fold the vertical central line and unfold.



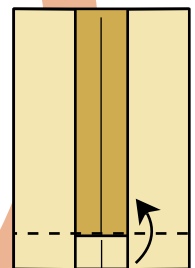
2. Fold the bottom raw edge up.



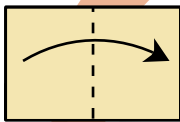
3. Fold the sides in.



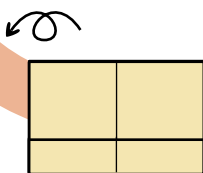
4. Fold the bottom edge up.



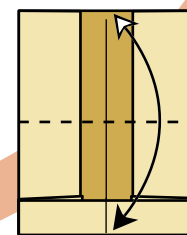
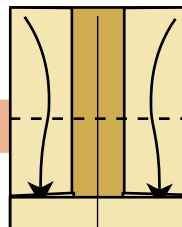
8. Fold the card in half.



7. Turn the paper over.



6. Fold the top edge down again, but this time tuck the corners into the pockets.



5. Fold the top edge to the bottom and unfold.

