

## Snail



First time:  15cm/6"

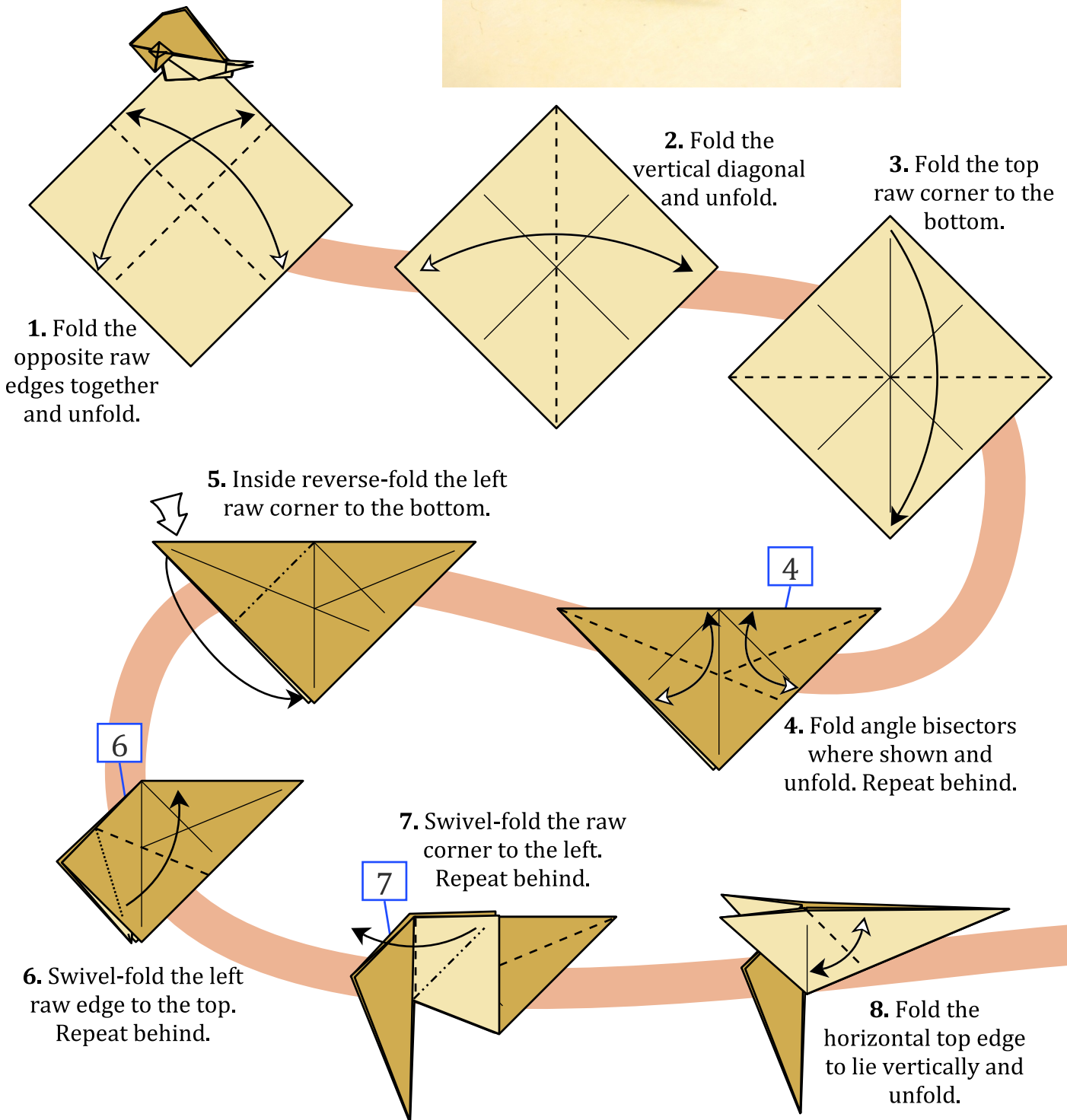
#3

Paper preferences:

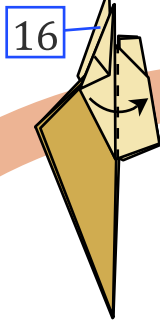
- Duo
- Shiny

Recommended papers:


- Tissue-foil



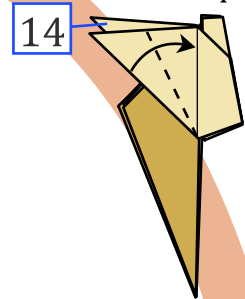
**16.** Fold the flap to the right. Repeat behind.



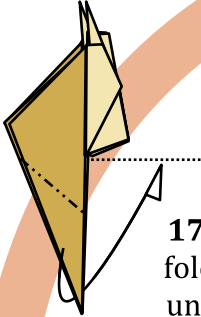
**15.** Fold an angle bisector. Repeat behind.



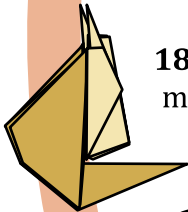
**14.** Fold the edge to lie on the vertical crease. Repeat behind.



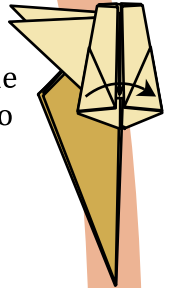
**17.** Mountain-fold the corner underneath so the top edge is horizontal.



**18.** Rotate the model  $\frac{1}{4}$  of a turn.

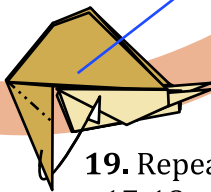


**13.** Fold the flap over to the right.

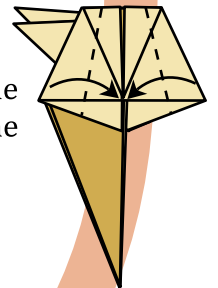


**17-18**

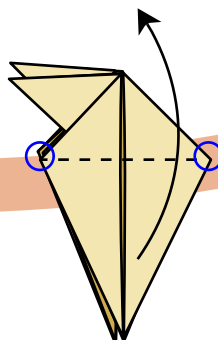
**19.** Repeat steps 17-18 several times to make a spiral.



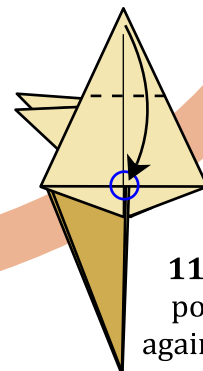
**12.** Fold the edges to the centre.



**10.** Fold the point up as far as it will go.



**11.** Fold the point down again as shown.



**9.** Squash-fold the corner.

